

BERKELEY® Mining Deepset Series 4" Submersible Pumps — 5, 10, 20, 30 and 50 GPM



Precision-engineered, high-quality, rugged MGS Stainless Steel Series Pumps deliver efficient, dependable performance even in rough, aggressive water. Heads to 1,950 feet and capacities to 65 GPM. Built to deliver long-term, trouble-free service. Higher temperature engineered thermoplastic staging with floating impeller design resists sand and reduces sand locking. Pumps feature the proven SignaSeal staging system.

APPLICATIONS

- Solution Mining
- Coal Bed Methane
- Uranium Mining

SPECIFICATIONS

Shell – Stainless steel

Diameter – 3-7/8"

Discharge – Stainless steel

Discharge Bearing – Nylatron®

Intermediate Bearing – Higher temperature engineered thermoplastic, nitrile rubber and stainless steel

Impellers – Acetal

Diffusers – Higher temperature engineered thermoplastic

Suction Caps – Higher temperature engineered thermoplastic with stainless steel insert

Thrust Pads – Proprietary spec.

Shaft and Coupling – Stainless steel

Intake – Stainless steel

Intake Screen – Stainless steel

CableGuard – Stainless steel

FEATURES

Proven Staging System – Our higher temperature engineered thermoplastic proven SignaSeal™ staging system incorporates a harder-than-sand ceramic wear surface that when incorporated with our floating impeller design, greatly reduces problems with abrasives, sand lock-up and running dry.

Discharge – Corrosion-resistant 300 grade stainless steel for durability in aggressive water. Large wrench flats for ease of installation.

Discharge Bearing – Exclusive self-lubricating Nylatron® bearing resists wear from sand.

Intake – Corrosion-resistant 300 grade stainless steel for durability in aggressive water.

Shaft – Positive drive from "treated" 7/16" hexagonal heavy-duty 300 grade stainless steel.

Coupling – Stainless steel press fit to pump shaft. Couples to all standard NEMA motors.

Shell – Highest grade, heavy-walled corrosion-resistant stainless steel.

Hardware – All screws, washers and nuts are corrosion-resistant 300 grade stainless steel.

Cable Guard – Corrosion-resistant stainless steel guard protects motor leads. Tapered ends prevent pump from catching on well.

Intake Screen – Stainless steel.

Pentek® XE Motor – 2 and 3 wire NEMA standard all stainless construction water-filled motors.

BERKELEY® Mining Deepset Series

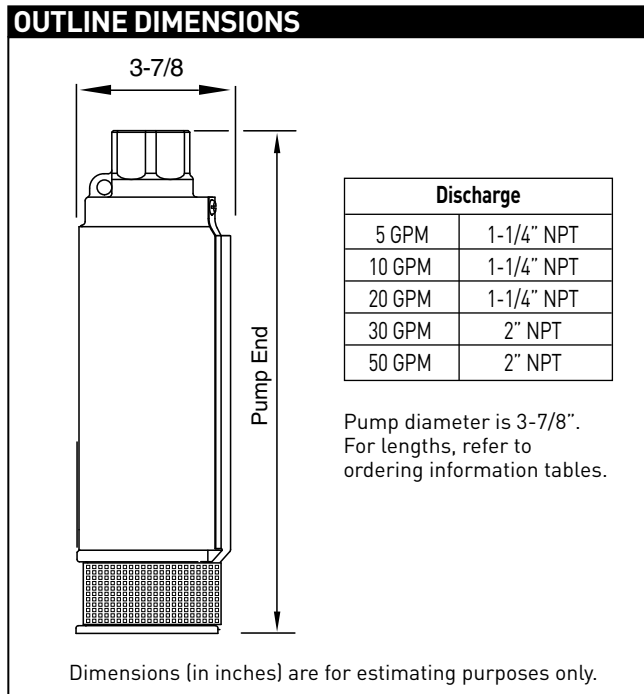
4" Submersible Pumps — 5, 10, 20, 30 and 50 GPM

ORDERING INFORMATION									
GPM	HP	Stgs.	PH	Volt	Pump End			Motor	
					Catalog Number	Length Inches*	Weight Pounds*	Catalog Number	Weight Pounds*
5	3	57	1	230	L5MGS30-M	53-1/2	27	P43B0030A2-C	53
	3	57	3	230	L5MGS30-M	53-1/2	27	P43B0030A3-C	53
	3	57	3	460	L5MGS30-M	53-1/2	27	P43B0030A4-C	53
10	3	26	1	230	L10MGS30-M	27-1/2	17	P43B0030A2-C	53
	3	26	3	230	L10MGS30-M	27-1/2	17	P43B0030A3-C	53
	3	26	3	460	L10MGS30-M	27-1/2	17	P43B0030A4-C	53
	5	43	1	230	L10MGS50-M	42-3/4	25	P43B0050A2-C	67
	5	43	3	230	L10MGS50-M	42-3/4	25	P43B0050A3-C	67
	5	43	3	460	L10MGS50-M	42-3/4	25	P43B0050A4-C	67
20	5	28	1	230	L20MGS50-M	38	21	P43B0050A2-C	67
	5	28	3	230	L20MGS50-M	38	21	P43B0050A3-C	67
	5	28	3	460	L20MGS50-M	38	21	P43B0050A4-C	67
	7-1/2	40	3	230	L20MGS75-M	53-3/4	30	P43B0075A3-C	69
	7-1/2	40	3	460	L20MGS75-M	53-3/4	30	P43B0075A4-C	69
	10	54	3	460	L20MGS100-M	71	41	P43B0100A4-C	69
30	5	20	1	230	L30MGS50-M	35-3/4	20	P43B0050A2-C	53
	5	20	3	230	L30MGS50-M	35-3/4	20	P43B0050A3-C	53
	5	20	3	460	L30MGS50-M	35-3/4	20	P43B0050A4-C	53
	7-1/2	28	3	230	L30MGS75-M	50	27	P43B0075A3-C	69
	7-1/2	28	3	460	L30MGS75-M	50	27	P43B0075A4-C	69
	10	38	3	460	L30MGS100-M	65-1/2	35	P43B0100A4-C	69
50	7-1/2	20	3	230	L50MGS75-M	47-1/2	33	P43B0075A3-C	69
	7-1/2	20	3	460	L50MGS75-M	47-1/2	33	P43B0075A4-C	69
	10	25	3	460	L50MGS100-M	57-3/4	35	P43B0100A4-C	70

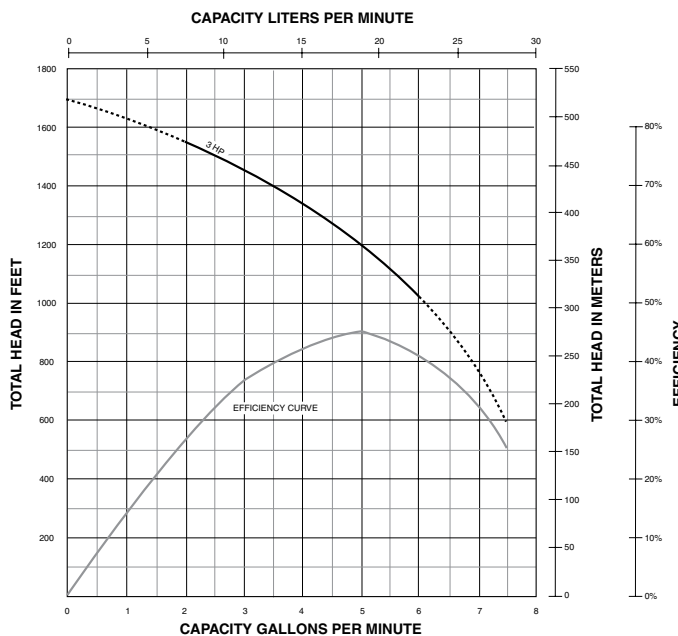
* Length and Weight are approximate.

NOTE: Pump, Motor, Control Box or Magnetic Starter must be ordered separately.

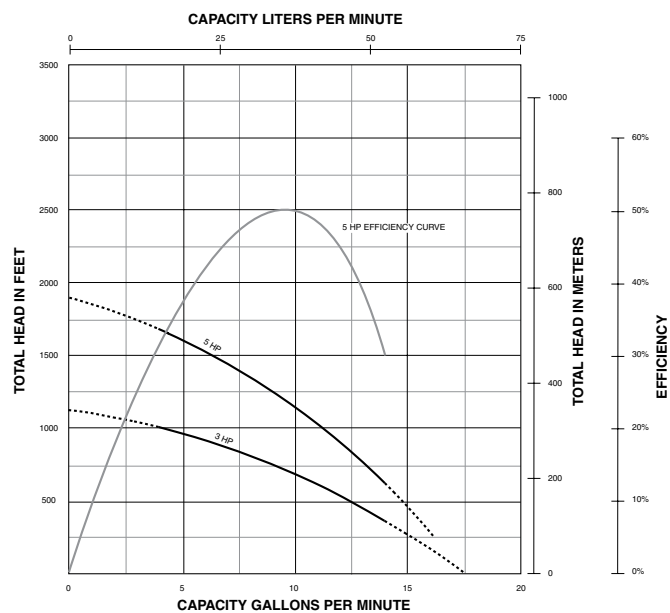
BERKELEY® Mining Deepset Series 4" Submersible Pumps — 5, 10, 20, 30 and 50 GPM



PUMP PERFORMANCE – 5 GPM



PUMP PERFORMANCE – 10 GPM

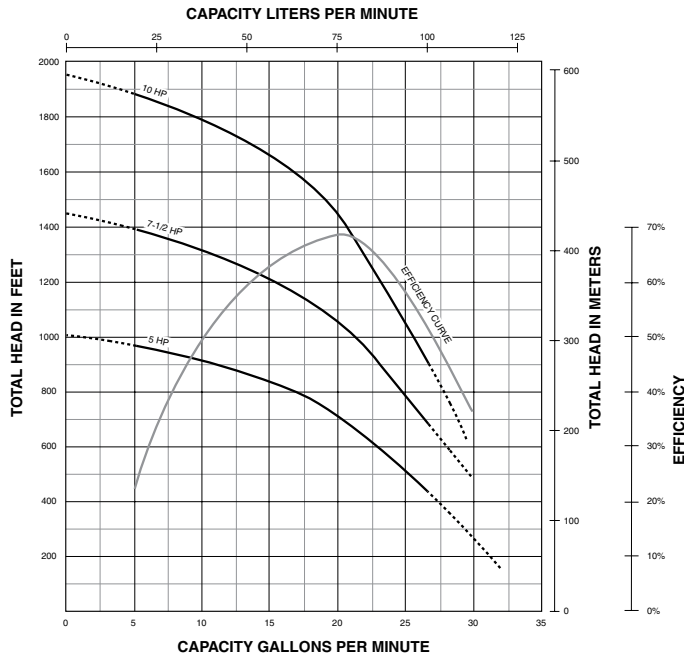


Tested and rated in accordance with Water Systems Council standards.

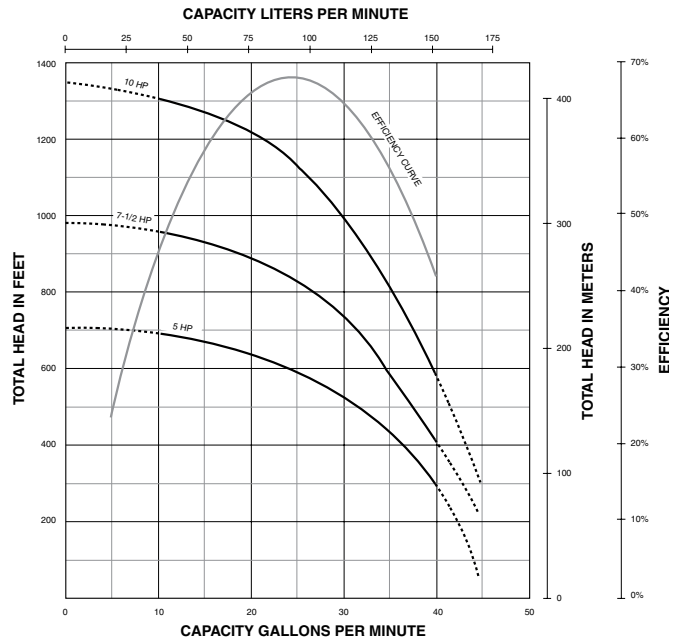
NOTE: Pumps installed with a PRO-Source® tank require a 100 PSI relief valve. Pumps installed with a conventional tank require a 75 PSI relief valve. Relief valve must be capable of relieving entire flow of pump at relief pressure.

BERKELEY® Mining Deepset Series 4" Submersible Pumps — 5, 10, 20, 30 and 50 GPM

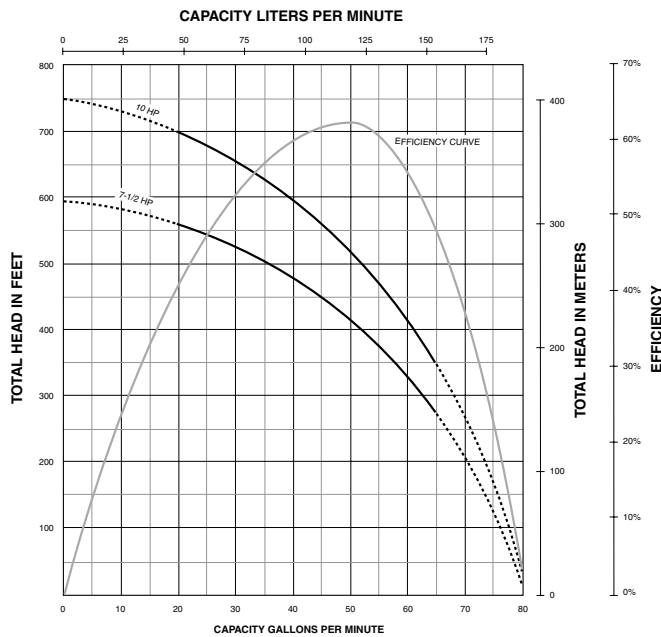
PUMP PERFORMANCE – 20 GPM



PUMP PERFORMANCE – 30 GPM



PUMP PERFORMANCE – 50 GPM



Tested and rated in accordance with Water Systems Council standards.

NOTE: Pumps installed with a PRO-Source® tank require a 100 PSI relief valve. Pumps installed with a conventional tank require a 75 PSI relief valve. Relief valve must be capable of relieving entire flow of pump at relief pressure.



293 WRIGHT STREET, DELAVAN, WI 53115 WWW.BERKELEYPUMPS.COM PH: 888-782-7483 ORDERS FAX: 800-426-9446
Because we are continuously improving our products and services, Pentair reserves the right to change specifications without prior notice.